





-  Bleed Area: The bleed area extends out to 2mm from the edges of your finished document. Content you wish to print to the edge of your document should extend to this area to avoid any white areas on your finished document. DO NOT place any content you wish to appear in your finished document in this area as it is trimmed off.
-  Document Area: The black line indicates the size of the document
-  Non Image Area: Keep all text and images you do not want running off the document within the blue line. Any text placed out of this area will be close to the edge of the the document an could be lost when trimmed.
-  Fold Line: This indicates where your document will be folded.